

VERTICAL COMBINATION HORSE AND BELT POWER CANE MILLS

Horse Power Mills Arranged With Gearing to Make Them Belt Driven

Goldens' New Model Combination Mills

FOR HORSE OR BELT POWER

Owing to the demand for a mill with vertical rolls which can be driven by either belt or horse power, as well as a demand for suitable gearing that can be adapted to horse power mills now in use, we have designed suitable gearing to single or double gear our STANDARD Three-Roller Mills, pages 5 and 6, our LONG BARREL Three-Roller Mills, pages 7 and 8, and two sizes, No. 18XX and No. 20XX, of our LONG BARREL Two-Roller Mills, pages 13 and 14.

These mills can be furnished complete with wood framing as per cuts, or the mills and gearing can be furnished alone, the customer doing the framing himself. The gearing is also suitable for driving any make of mill, according to size of rolls. In ordering gearing to fit customer's mill the diameter and length of rolls, as well as the diameter of the journals, should be specified. Key-seating of journal for large gear to be done by owner of mill.

While a lighter type of single gearing is already on the market, it is not adapted to the small high speed gasoline engines so commonly used for farm purposes, nor high speed shafts, as it runs the mill too fast to extract the juice properly without wasting, or takes so small a pulley to drive it, that it is not practical.

Where the engine or driving shaft runs at the proper slow speed to give mill the right surface speed of rolls for getting the best extraction without waste of juice, the single gearing is satisfactory; otherwise the double gearing is preferable.

The double gearing is geared two and a half times as fast as the single gearing, which variation with the proper driving pulley on engine or driving shaft, makes these combination mills adapted to all ordinary conditions.

Blue prints for construction of wood work will be sent purchaser of gearing on application.

To run mills at the average proper surface speed of rolls, we recommend the following pulley diameter and face, and revolutions per minute of pulley shaft:


12" Rolls, Single Gearing, Pulley 30" Diameter, 6½" Face	} Pulley Shaft 50 R. P. M.
14" Rolls, Single Gearing, Pulley 36" Diameter, 7½" Face	
16" Rolls, Single Gearing, Pulley 40" Diameter, 8½" Face	
18" Rolls, Single Gearing, Pulley 44" Diameter, 10½" Face	
20" Rolls, Single Gearing, Pulley 48" Diameter, 12½" Face	
12" Rolls, Double Gearing, Pulley 30" Diameter, 6½" Face	} Pulley Shaft 125 R. P. M.
14" Rolls, Double Gearing, Pulley 36" Diameter, 7½" Face	
16" Rolls, Double Gearing, Pulley 40" Diameter, 8½" Face	
18" Rolls, Double Gearing, Pulley 44" Diameter, 10½" Face	
20" Rolls, Double Gearing, Pulley 48" Diameter, 12½" Face	

These combination mills are not intended to take the place of our regular Belt Power Mills, but are designed to fill the demand for a gearing that will permit the horse power mill to be changed to a Belt Power, and for this purpose they are the best combination mills upon the market, as in this case we have followed our usual custom of making a heavier and stronger combination mill than our competitors.

Goldens' Combination Mill, Adapting Nos. 2, 3 and 4 to Belt Power

Number of Mill	Horse Power Required	Large Bevel Gear		Small Bevel Gear		Shaft		Size of S. B. Pulley	Rev. Per Minute Pulley Shaft	Apx. Weight	List Price
		Diam.	Face	Diam.	Lgth.	Diam.	Lgth.				
2	2½ to 3½	30"	3"	6"	3"	1½"	20"	30 x 6½	} 50 R.P.M.	952	\$171.00
3	3½ to 4½	36	3½	6	3½	1½	22	36 x 7½		1,349	232.50
4	4½ to 6	40	4	6.66	4	2½	24	40 x 8½		1,834	300.00

SINGLE GEARING



Surface speed of Cane Mill Rolls should be about 27 feet per minute.

A Lever Cap is furnished as shown in cut, to allow Mills to be driven by horse power if necessary.

See page 41 for Combination Single and Double Geared Mills, No. 22X, No. 33X, and No. 44X.


See page 42 for Combination Single and Double Geared Mills, No. 18XX and No. 20XX.

See page 39 for description of gearing.

Goldens' Combination Mill, Adapting Nos. 2, 3 and 4 to Belt Power

Number of Mill	Horse Power Required	Large Bevel Gear		Small Bevel Gear		Large Spur Gear		Small Spur Gear		Top Shaft	Bottom Shaft	Size of S. B. Pulley	Rev. Per Minute Pulley Shaft	Apx. Weight	List Price
		Diam.	Face	Diam.	Face	Diam.	Face	Diam.	Face						
2	2½ to 3½	30"	3"	6"	3"	11½"	2½"	4½"	2½"	1½" x 20"	1½" x 25"	30 x 6½	} 125 R. P. M.	1,040	\$208.50
3	3½ to 4½	36	3½	6	3½	14½	2½	5½	3	1½" x 22"	1½" x 25½"	36 x 7½		1,464	280.50
4	4½ to 6	40	4	6.66	4	15½	2½	6¾	3	2½" x 24"	2½" x 29"	40 x 8½		1,970	355.50

DOUBLE GEARING



Surface speed of Cane Mill Rolls should be about 27 feet per minute.

A Lever Cap is furnished as shown in cut, to allow Mills to be driven by horse power if necessary.

See page 41 for Combination Single and Double Geared Mills No. 22X, No. 33X and No. 44X.


See page 42 for Combination Single and Double Geared Mills, No. 18XX and No. 20XX.

See page 39 for description of gearing.

Goldens' Combination Mill, Adapting Nos. 22X, 33X and 44X to Belt Power

Number of Mill	Horse Power Required	Large Bevel Gear		Small Bevel Gear		Shaft		Size of S. B. Pulley	Rev. Per Min. Pulley Shaft	Apx. Weight	List Price
		Diam.	Face	Diam.	Face	Diam.	Lgth.				
22X	2½ to 3½	30"	3"	6"	3"	1½"	20"	30 x 6½ 36 x 7½ 40 x 8½	50 R. P. M.	1,159	\$226.00
33X	3½ to 4½	36	3½	6	3½	1½	22			1,652	301.00
44X	4½ to 6	40	4	6.66	4	2	24			2,241	397.00

SINGLE GEARING



Surface speed of Cane Mill Rolls should be about 27 feet per minute.

A Lever Cap is furnished as shown in cut, to allow Mills to be driven by horse power if necessary.


See page 40 for Combination Single and Double Geared Mills, No. 2, No. 3, No. 4.

See page 39 for description of gearing.

Goldens' Combination Mill, Adapting Nos. 22X, 33X and 44X to Belt Power

Number of Mill	Horse Power Required	Large Bevel Gear		Small Bevel Gear		Large Spur Gear		Small Spur Gear		Top Shaft	Bottom Shaft	Size of S. B. Pulley	Rev. Per Minute Pulley Shaft	Apx. Weight	List Price
		Diam.	Face	Diam.	Face	Diam.	Face	Diam.	Face						
22X	2½ to 3½	30"	3"	6"	3"	11½"	2½"	4½"	2½"	1½" x 20"	1½" x 25"	30x6½ 36x7½ 40x8½	125 R. P. M.	1,247	\$265.00
33X	3½ to 4½	36	3½	6	3½	14	2½	5	3	1½ x 22	1½ x 25½			1,757	349.00
44X	4½ to 6	40	4	6.66	4	15½	2½	6	3	2 x 24	2 x 29			2,427	453.00

DOUBLE GEARING



Surface speed of Cane Mill Rolls should be about 27 feet per minute.

A Lever Cap is furnished as shown in cut, to allow Mills to be driven by horse power is necessary.

See page 40 for Combination Single and Double Geared Mills, No. 2, No. 3 and No. 4.

See page 39 for description of gearing.

Goldens' Combination Mill, Adapting Nos. 18XX and 20XX to Belt Power

Number of Mill	Horse Power Required	Large Bevel Gear		Small Bevel Gear		Shaft		Size of S. B. Pulley	Rev. Per Minute Pulley Shaft	Apx. Weight	List Price
		Diam.	Face	Diam.	Face	Diam.	Length				
18XX	6 to 8	42"	4½"	7"	4½"	2⅞"	27"	44 x 10½ 48 x 12½	50 R. P. M.	3,130 4,247	\$565.50 675.00
20XX	8 to 10	44	5	7.33	5	2⅞"	31				


Surface speed of Cane Mill Rolls should be about 27 feet per minute.

A Lever Cap is furnished, as shown in cut, to allow Mills to be driven by horse power if necessary.

See page 40 for Combination Single and Double Geared Mills, No. 2, No. 3, and No. 4.

See page 39 for description of gearing.


SINGLE GEARING



Goldens' Combination Mill, Adapting Nos. 18XX and 20XX to Belt Power

Number of Mill	Horse Power Required	Large Bevel Gear		Small Bevel Gear		Large Spur Gear		Small Spur Gear		Top Shaft	Bottom Shaft	Size of S. B. Pulley	Rev. Per Minute Pulley Shaft	Apx. Weight	List Price
		Diam.	Face	Diam.	Face	Diam.	Face	Diam.	Face						
18XX	6 to 8	42"	4½"	7"	4½"	16⅞"	3"	6⅞"	3¼"	2⅞" x 27"	2⅞" x 33½"	44 x 10½ 48 x 12½	125 R. P. M.	3,318 4,475	\$630.00 792.00
20XX	8 to 10	44	5	7.33	5	17⅞"	3¼"	7⅞"	3½"	2⅞" x 31"	2⅞" x 39"				

DOUBLE GEARING



Surface speed of Cane Mill Rolls should be about 27 feet per minute.

A Lever Cap is furnished as shown in cut, to allow Mills to be driven by horse power if necessary.

See page 40 for Combination Single and Double Geared Mills, No. 2, No. 3 and No. 4.

See page 39 for description of gearing.