



# Goldens' NEW MODEL Horizontal Belt Power Three-Roller Cane Mills



END VIEWS—SHOWING GEARS GUARDED

## PARTS OF Goldens' NEW MODEL Horizontal Belt Power Three-Roller Cane Mills



Order by Letters and Numbers and state "for Goldens' NEW MODEL Horizontal Belt Power Three-Roller Mill," giving size also of Mill. Letters indicate size of Mill. Figures indicate part. See page 20 for prices.



## PRICE LIST

## Goldens' NEW MODEL Horizontal Belt Power Three-Roller Cane Mills

SIZE MILL	Horse Power Required	Gallons of Juice Per Hour	Tons Cane 12 Hours	Diam. of Rolls			Lgth of Rolls		Size of Dbl. Belt Pulley	Rev. Per Minute of Pulley	Ratio of Gearing	Apx. Net Weight	Price
				Large	Small	Feed Dis.	Large	Small					
No. 27	4 to 6	125 to 175	10 to 12	9"	5 $\frac{1}{8}$ "	6 $\frac{1}{8}$ "	12 $\frac{3}{4}$ "	12 $\frac{3}{4}$ "	24" x 6 $\frac{1}{2}$ "	175	16 to 1	1,650	\$ 275.00
No. 36	6 to 8	175 to 225	15 to 20	12	7 $\frac{1}{8}$ "	8 $\frac{1}{8}$ "	15 $\frac{3}{4}$ "	15	30 x 8 $\frac{1}{2}$ "	145	18 to 1	2,750	425.00
No. 45	8 to 12	225 to 325	20 to 30	15	9 $\frac{1}{8}$ "	10 $\frac{1}{8}$ "	20 $\frac{3}{4}$ "	20	40 x 8 $\frac{1}{2}$ "	135	19 to 1	4,700	750.00
No. 54	15 to 20	400 to 500	35 to 50	18	11 $\frac{1}{8}$ "	12 $\frac{1}{8}$ "	25 $\frac{3}{4}$ "	25	48 x 10 $\frac{1}{2}$ "	125	19 to 1	7,900	1260.00
No. 63	25 to 30	500 to 600	50 to 60	21	13 $\frac{1}{8}$ "	14 $\frac{1}{8}$ "	30 $\frac{3}{4}$ "	30	56 x 12 $\frac{1}{2}$ "	100	20 to 1	13,000	2250.00

NOTES: We recommend larger of Horse Power Indicated for Mill. Capacities based on Ribbon Cane. Speeds as given are advised. If Mills are run faster much juice is liable to be carried off with bagasse.

## PARTS OF

## Goldens' NEW MODEL Horizontal Belt Power Three-Roller Cane Mills

(See cuts on opposite page)


Description of Part	No. 27 Mill		No. 36 Mill		No. 45 Mill		No. 54 Mill		No. 63 Mill	
	Part No.	Price	Part No.	Price	Part No.	Price	Part No.	Price	Part No.	Price
R. H. Housing	PA-1	\$26.45	PB-1	\$35.55	PC-1	\$	PD-1	\$	PE-1	\$192.00
L. H. Housing	PA-1X	26.45	PB-1X	35.55	PC-1X	60.00	PD-1X	99.00	PE-1X	192.00
Base	PA-2	70.55	PB-2	110.95	PC-2	165.65	PD-2	252.00	PE-2	379.00
Large Roll	PA-3	44.10	PB-3	72.75	PC-3	138.20	PD-3	235.20	PE-3	399.85
First Small Roll	PA-4	29.40	PB-4	56.45	PC-4	108.80	PD-4	191.10	PE-4	338.10
Second Small Roll	PA-5	29.40	PB-5	56.45	PC-5	108.80	PD-5	191.10	PE-5	338.10
Internal Gear	PA-6	58.30	PB-6	90.25	PC-6	156.70	PD-6	232.30	PE-6	371.70
Large Roll Plain Spur Gear	PA-7	11.05	PB-7	16.55	PC-7	27.95	PD-7	47.25	PE-7	78.75
Cap for Large Roll, two pieces, each	PA-8	6.30	PB-8	7.85	PC-8	11.50	PD-8	24.80	PE-8	47.50
Cap for Bed Plate Housing, four pieces, each	PA-9	3.30	PB-9	4.25	PC-9	5.90	PD-9	11.70	PE-9	19.00
Pulley Shaft with two Keys	PA-10	7.10	PB-10	8.65	PC-10	11.00	PD-10	13.55	PE-10	16.70
Pinion Shaft with two Keys	PA-11	7.10	PB-11	7.85	PC-11	10.25	PD-11	14.50	PE-11	20.50
Feed Box	PA-12	9.45	PB-12	14.95	PC-12	20.95	PD-12	33.40	PE-12	53.55
Guide Knife	PA-13	3.00	PB-13	4.30	PC-13	6.60	PD-13	14.15	PE-13	30.45
Guide Knife for No. 27 Mill only, used since 1921	PA-13L	4.00								
Guide Knife Shim for Nos. 36, 45, 54, 63 to fit on Regular Guide Knife			PB-13S	2.00	PC13S	3.50	PD-13S	7.00	PE-13S	10.00
Small Roll Gear, two pieces, each	PA-14	7.55	PB-14	11.00	PC-14	17.30	PD-14	25.20	PE-14	36.55
Adjusting Screw for Scraper Lever	PA-15	.30	PB-15	.65	PC-15	.95	PD-15	1.25	PE-15	1.75
Spur Gear on Pinion Shaft	PA-16	15.75	PB-16	21.25	PC-16	29.30	PD-16	54.35	PE-16	100.55
Driving Pulley	PA-17	18.90	PB-17	29.90	PC-17	49.45	PD-17	72.45	PE-17	105.90
Double Shrouded Pinion	PA-18	7.85	PB-18	12.30	PC-18	16.70	PD-18	26.80	PE-18	42.50
Single Shrouded Pinion	PA-19	7.55	PB-19	10.70	PC-19	15.15	PD-19	22.85	PE-19	34.50
Large Roll Scraper	PA-20	2.35	PB-20	3.15	PC-20	4.75	PD-20	7.10	PE-20	10.65
Small Roll Scraper	PA-21	1.60	PB-21	2.35	PC-21	3.95	PD-21	6.30	PE-21	10.10
Movable Juice Guard	PA-22	2.35	PB-22	2.85	PC-22	5.20	PD-22	15.45	PE-22	45.90
Bagasse Discharge Chute	PA-23	11.35	PB-23	15.10	PC-23	21.10	PD-23	32.45	PE-23	49.60
Small Roll Journal Box, four pieces, each	PA-24	2.85	PB-24	3.45	PC-24	7.70	PD-24	15.00	PE-24	32.50
Side Housing Cap, four pieces, each	PA-25	3.60	PB-25	4.10	PC-25	6.00	PD-25	9.45	PE-25	15.15
Oil Cover for Large Roll Cap, two pieces, each	PA-26	.30	PB-26	.65	PC-26	.95	PD-26	1.25	PE-26	1.75
Oil Cover for Bed Plate, four pieces, each	PA-27	.30	PB-27	.65	PC-27	.95	PD-27	1.25	PE-27	1.75
Triple Gear Guard	PA-28	9.45	PB-28	15.25	PC-28	22.05	PD-28	41.90	PE-28	79.55
Double Gear Guard	PA-29	12.60	PB-29	13.55	PC-29	20.15	PD-29	34.25	PE-29	58.30
Oil Can	PA-30	.15	PB-30	.15	PC-30	.15	PD-30	.15	PE-30	.15
Gear Guard for Internal Gear and Pinion	PA-31	2.70	PB-31	3.15	PC-31	3.95	PD-31	6.30	PE-31	10.10
R. H. Adj. Lever for Small Roll Scraper	PA-32R	.80	PB-32R	.95	PC-32R	1.10	PD-32R	1.25	PE-32R	1.50
L. H. Adj. Lever for Small Roll Scraper	PA-32L	.80	PB-32L	.95	PC-32L	1.10	PD-32L	1.25	PE-32L	1.50
Guide Knife Handle	PA-33	1.60	PB-33	2.35	PC-33	3.60	PD-33	5.50	PE-33	8.35
Vertical Frame Bolts or Studs, 4 pieces, each	PA-34	.95	PB-34	1.25	PC-34	1.90	PD-34	2.50	PE-34	3.40
Horizontal Frame Bolts or Studs, 8 pieces, each	PA-35	.95	PB-35	1.25	PC-35	1.75	PD-35	2.05	PE-35	2.35
Adj. Set Screws for Small Rolls, 4 pieces, each	PA-36	.85	PB-36	1.10	PC-36	1.65	PD-36	3.25	PE-36	4.50
Stud Bolts for att'ch'g housing to base, 4 pcs. ea.	PA-37	.95	PB-37	1.25	PC-37	1.60	PD-37	1.90	PE-37	2.20
Large Roll Scraper Rod	PA-38	.80	PB-38	1.10	PC-38	1.60	PD-38	2.05	PE-38	2.35
Small Roll Scraper Rod	PA-39	.80	PB-39	1.10	PC-39	1.60	PD-39	2.05	PE-39	2.35
Special Gib Key for Large Roll Spur Gear	PA-40	3.15	PB-40	3.95	PC-40	5.50	PD-40	7.90	PE-40	11.25
Special Gib Key for Small Roll Spur Gear	PA-41	2.35	PB-41	3.15	PC-41	4.40	PD-41	6.30	PE-41	9.05
Turn Plate Bar	PA-42	.65	PB-42	.80	PC-42	.95	PD-42	1.25	PE-42	1.75
Stud for Bed Plate Cap, eight pieces, each	PA-43	.95	PB-43	1.10	PC-43	1.60	PD-43	2.35	PE-43	3.55
Extra Pieces Not Numbered, Being Standard:										
Brass Oil Cups, each		.80		.80		1.10		1.25		1.50
Cap Bolts for Feed and Discharge Boxes, each		.50		.65		.80		1.10		1.50
Cap Bolts for Triple Gear Guard, each		.30		.50		.65		.95		1.45
Cap Bolts for Internal Gear Guard, each		.30		.50		.65		.95		1.45
Cap Bolts for Double Gear Guard, each		.30		.50		.65		.95		1.45
Cap Bolts for Triple Gear Guard, each		.80		.95		1.20		1.45		1.75

\* PLEASE NOTE: All No. 45 Mills sold during 1930 and later have PC-7N Gear in place of PC-7 and PC-14N Gears in place of PC-14.




# Goldens' NEW MODEL Horizontal Belt Power Three-Roller Cane Mills

SELF-CONTAINED, WITH SELF-OILING BEARINGS  
(PATENTED)



FRONT VIEW—SHOWING FEED SIDE



REAR VIEW—SHOWING DISCHARGE SIDE