

**We belong to no "Trust,"  
but we make goods the  
farmers trust : : : : :**

# **Our Prosperity Implements**



**Chilled Plows  
Combination Plows  
Disc Plows  
Double Shovel Plows  
Plow Repairs  
Cane Mills  
Evaporators  
Furnaces  
Sugar Kettles  
Corn and Cotton Planters**

**Chattanooga Plow Co.**  
**Chattanooga, Tennessee**  
**U. S. A.**

## A Few Points on **PLOWS**

Both Plain and Cutter

There is a great deal of difference in soils and incidentally—in people. If this were not so, we would make only one kind of plow, and everybody would want the **best** and **“only.”**

But the difference does exist. We recognize it, and therefore make plows of different shapes and sizes for the different soils and the different people. It's simply a question of selection. There is no doubt about the name, it's **“CHATTANOOGA”**—but what shape is best? Right here is where intelligence comes in. Anybody can remember **“CHATTANOOGA”**—it's a household word—but it takes **“horse sense”** to know whether a **“high front”** or **“low front”** plow with a **“convex”** or **“concave”** moldboard is suitable for the soil.

A plow that will shed is a **“joy forever.”** We make it. It is shown in this catalogue. We do the whole thing except select it, and would do that if we knew the land to be plowed.

At this point lies the secret of success in the plow business, whether the Manufacturer, the Salesman, or the Farmer is considered.

### **“It's the Right Plow for the Right Soil”**

Most plows have merit when used in soils for which their shape and construction is adapted. Some plows will work creditably under more conditions than others, but as a matter of fact most of the trouble with **good** plows is not that they are in **bad** hands, but that they are in **wrong** soils. Their selection by both the buyer and the farmer for the work was unfortunate.

**“Won't work”** is the verdict when really it's the **“grey matter”** that **does not work.**

## A WORD WITH THE BUYER



No goods on commission.

No goods returned without our consent.

No drayage charged.

Quotations are F. O. B. Chattanooga.

Goods shipped **“knocked down and released”** unless ordered otherwise.

We will not be responsible for delays caused by strikes, differences with workmen, accident at works, delays in transportation, or other causes not under our control.

In case of overcharge send the **“expense bill”** to this office at once and we will make claim against the initial line which made the rate.

Lowest obtainable freight rate inserted, but we do not guarantee freight rates.

Our responsibility ceases when we have delivered goods to the transportation company, and received a bill of lading acknowledging receipt in **“good order.”**

When an order for repairs amounts in quantity to one or more barrels, we will, by request, so pack them without extra charge, save for cost of barrel, say from 20c to 25c, or extra heavy barrels for export, 75c to \$1.00. Goods thus packed are less liable to breakage or nicking, and in some cases a lower rate of freight is obtained.

Don't forget that the railroad will charge for one hundred pounds when the shipment is less than one hundred pounds.


Don't forget to say *right* or *left hand* in ordering plows or repairs.

Don't forget to give *casting numbers* when ordering cane-mill or disc-plow repairs.

Don't forget to give shipping point when not located on a railroad.

# Chattanooga Chilled Plows

One-Horse No. 2. Plain Share



## The Old Reliable

This is an old and respected member of our **Prosperity Family**. One of the "Four Hundred." Not a "degenerate son" but a "worthy sire." It is an all-round good plow and we take pride in branding it "**CHATTANOOGA**."

Buyers everywhere, never forget to order a "good sprinkling" of No. 2 Plows.

It is right hand only, and wood beam only.

Two bolts fasten beam to standard and two bolts fasten point.


Sloping landside and wrought iron brace between moldboard and landside.

High polish and elegant finish.

Specially adapted to **clay soils**.

	Capacity	Weight	Price
No. 2.....	5 x 9	50	\$4 50


## "Chattanooga" Shares



Have a rib on under side which fits against the lower edge of standard. All the working strain of the share is thus brought against the edge of standard instead of against the moldboard. This rib strengthens the share. Being held in its place by two bolts, the share is firm and not liable to break.

# Chattanooga Chilled Plows

Nos. 32, 32 F. and 32 F. C. Plain Share




## The Plow for Sandy Land

There **are** sandy soils and **these** plows were built for them. That was **our** design and it is **their** design.

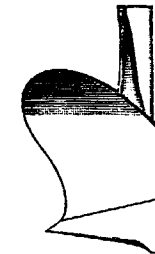
They are of the most simple construction, right hand and have wood beams only.

Straight landsides, very large, bold moldboards, and extra wide shares, specially adapted to orange culture.

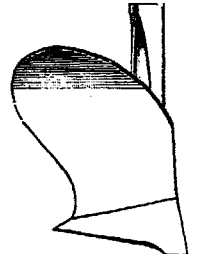
The handles are bolted to the standard.



32



32 F




32 FC

	Capacity	Weight	Price
No. 32. Regular .....	5x9	50	\$4 00
No. 32 F. Large Moldboard.....	6x11	55	4 00
No. 32 FC. Very large Moldboard.....	6x11	60	4 50

# Chattanooga Chilled Plows

One-Horse No. 62. Plain Share



*A Plow With a Record*

If there be such a thing as a "Favorite Son" this plow is "IT."  
It breaks records **"without a break,"** and always wears the blue ribbon when given a **Fair Show.**

We put twenty years experience in this plow, and the results have met our most sanguine expectations. **It is a model one-horse plow.**

You will know it by its being a right hand plow either in wood or steel beam, with a large easy turning moldboard, high standard, sloping landside, two bolts in share, and handles bolted to standard.

You will also recognize it by its superior finish and name—


## CHATTANOOGA No. 62

	Capacity	Weight	Price
Wood Beam.....	5x9	55	\$4 00
Steel Beam.....	5x9	70	5 00

The Crop Makers—8

# Chattanooga Chilled Plows

One-Horse No. 72. Cutter Share



*A Plow That Is Different*

"The same old store but with a **new front.**"  
This plow is high and bold, with a sharp cutting edge, and gets a **New Cutter** with each new share.

It meets with favor by all who appreciate this feature in a two-horse plow, as it is equally good in a one-horse plow.

We designed and made it on the suggestion of those who plow—those who **know.**

It will attract attention and make friends by its style, symmetry, and we may say **new** if not novel feature.

Has two bolts in share, and an extra long beam.

This plow is right-hand only, and steel beam only.


Handles exchange with No. 62 and No. 63 plows.

	Capacity	Weight	Price
No. 72.....	6 x 9	70	\$5 50

9—The Crop Makers

# Chattanooga Chilled Plows

Medium Front. Plain Share. Four sizes  
for two and three horses. 20 Series



## A Plow With Individuality

Anybody can be like other folks but it takes courage and character to be different.

This plow has "talking points" all its own, and they have stood the test of time and competition.

**No Other Plow has the Landside and Cutter in One Piece.**

This feature is protected by patent or there would be "others."

The principle is worth illustration and description, and is given on opposite page.

We furnish this plow in right and left hand in steel or wood beam, (wood beam fastened to standard with two bolts.)

High, straight standard to avoid choking, and a large, shapely moldboard that is a good turner.

It is superb in finish and a "veteran" in service.

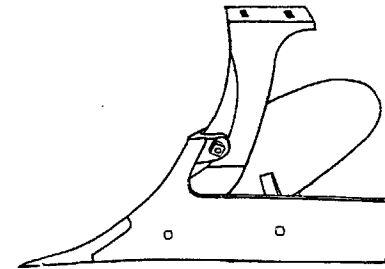
	Capacity	Weight Wood Beam	Weight Steel Beam	Price W.B.	Price S. B.
No. 23.....	8 x 10	75	95	\$7 00	\$ 8 00
No. 24.....	9 x 11	105	115	8 50	9 50
No. 25.....	10 x 12	115	125	9 00	10 00
No. 26.....	12 x 14	125	145	9 50	10 50

# Chattanooga Chilled Plows

A ONE PIECE LANDSIDE AND CUTTER

Nos. 23, 24, 25 and 26

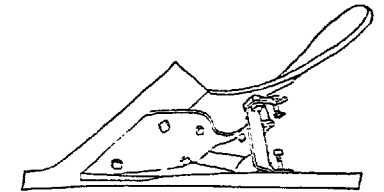
*"In Union There is Strength"*



Side View of Base

The way this plow is connected insures the **strongest Chilled Plow made**. The back of the Cutter fits against the front edge of the standard and is **bolted to it**. This prevents the heel of the landside from **rising up** and **taking the suction out of the bottom of the plow**. A fault too common and serious to need com-

ment. Experience shows that the Cutter when chilled will last as long as the heel of the landside will wear, and they should be renewed at the same time. Since the Cutter landsides are furnished at the same price as plain landsides, this feature is economy to the users.

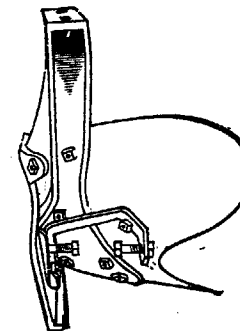


Bottom View of Base

A Cutter in a **separate piece** simply increases the number of pieces, weakens the plow, and adds to expense.

Note that we do not bolt the handles to the moldboard, but to a wrought iron brace. This adds strength to the frame of the plow because it does not weaken it as by the common method.


This plow is a **favorite** in grass, stubble and weeds, where choking is the trouble.



Rear View of Base

# Chattanooga Chilled Plows

High Front. Cutter Share. Two and Three Horse. 40 Series



*The Best Known Plow, Made the Best Known Way*

This type of plow may fairly be called **popular**.

Every plow-maker makes it but every plow-maker don't make the **same quality**. There are "good, bad and indifferent" plows of this style. We do not claim originality in design, we simply claim to make it the **best** we can, as **good** as we can, which is **safely good**.

There is a quality, a finish, an interchange of parts, and a **something** in a "Chattanooga" that is not found in "everybody's" plow. We make this pattern both wood and steel beam, and either right or left hand. The landside is **sloping**, and the moldboard either of chilled iron or steel, is **concave**, strongly but gracefully curved. It has a **high bold front** with a **thin, sharp cutting edge**. A plain share and a separate cutter can be put on this plow if desired.

There is a rear brace from landside to moldboard that strengthens the plow and avoids breakage of moldboards.

## It is a Plow that Plows

	Capacity	Weight Wood Beam	Weight Steel Beam	Price W. B.	Price S. B.
No. 43. Light.....	8 x 10	90	100	\$ 7 00	\$ 8 00
No. 44. Light.....	9 x 11	100	115	8 00	9 00
No. 45. Medium.....	10 x 12	120	130	9 00	10 00
No. 46. Heavy.....	12 x 14	140	160	10 00	11 00

# Chattanooga Chilled Plows

Low Front. Cutter Shares, 60 Series  
Four sizes, for two and three horses



*The Plow that Sheds Where Others Fail*

This is a **Chilled Plow** modeled and constructed after the type of steel plows. We were the first to make it, and—well, it has made us. Why? Because it is lighter draft and sheds soils no other Chilled Plow will. In a word, it has proved to be a "short cut" to **satisfaction and good crops**.

We furnish this plow right or left hand in sizes to suit Ponies or Percherons, Steel Beam only, Chilled Cutter Share, Sloping Landside, and Long Convex Moldboard, either chilled metal or steel.

The Rear Brace from Landside to Moldboard strengthens the plow and prevents Moldboard from breaking.


The finish and style attract like a magnet.

The front is so low, and the plow so "rakish" that nothing sticks to it—**except farmers**.

	Capacity	Weight	Price
No. 63. Very light two-horse.....	8x10	100	\$ 8 00
No. 64. Light two-horse.....	9x11	120	9 00
No. 65. Medium two-horse.....	10x12	135	10 00
No. 66. Heavy two-horse.....	12x14	150	11 00

# Chattanooga Chilled Plows

Reversible or Hillside Series



*The Right Plow for the Place*

We have enlarged and improved our family of Reversible or Hillside Plows, not because there are more hillsides, but because there are more people who want **to plow them the best way.**

There is no doubt that a Reversible Plow will turn hillside land better, quicker, and with less draft than a level land plow. This means economy and more return for labor. It also means less washing of soil because the plowing is deeper and more uniform.

The whole question is **quality** in the plow and **simplicity** in reversing.

Examine a **No. 53 or 55** and you will find a Malleable Latch that **latches**, adjusted to take up wear, and no springs to get out of order.

A Malleable Tripod that will not break. Steel or Chilled Moldboard. Chilled Share and Landside. Separate Cast Frog. Reversible Clevis Shackles and a Steel or Wood Beam.

Parts are interchangeable between 52 and 53; also between 54 and 55, except the latches.

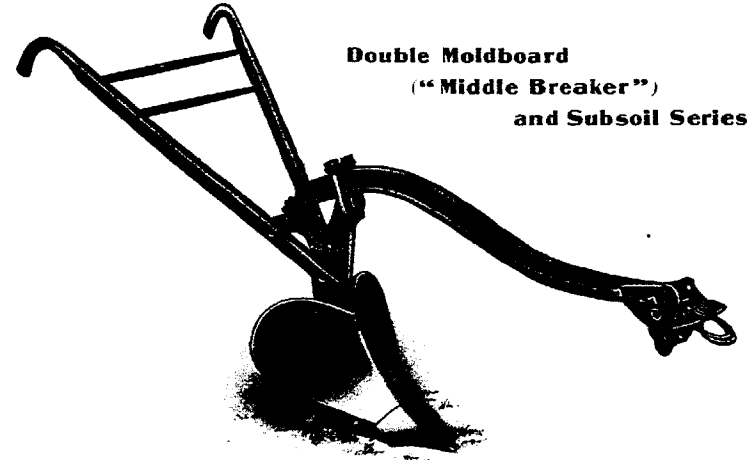
All with a "**Chattanooga**" finish.

	Capacity	Weight	Price Steel Mold	Price Chilled Mold
No. 52. Light two-horse, Wood Beam.....	5x9	75	.....	\$6 50
No. 53. Light two-horse, Steel Beam.....	5x9	80	\$ 8 00	7 50
No. 54. Regular two-horse, Wood Beam.....	7x12	120	.....	8 00
No. 55. Regular two-horse, Steel Beam.....	7x12	135	10 00	9 00

The Crop Makers—14

# Chattanooga Chilled Plows


Double Moldboard  
("Middle Breaker")  
and Subsoil Series



*Special Plows for Special Work*

The "Middle Breaker" Series are **popular** and **favorite** plows in all sections where "bedding" and "terracing" is done. No other plow can do the work so thoroughly and cheaply. The secret and key to success is not "tickling" the earth, but plowing **deep**; holding the winter rains and preventing washing. That is what the "Middle Breaker" does.

We make this plow in Wood and Steel Beam, **combination**, so that it can be converted into a "Subsoil Plow," or a "Potato Digger."




	Weight Wood Beam	Weight Steel Beam	Price W. B.	Price S. B.
No. 17. Subsoil.....	55	80	\$5 00	\$6 00
No. 17. Double Moldboard, 12 inch.....	70	100	6 00	7 00
No. 17. Double Moldboard, 12 inch.....	75	105	7 00	8 00
No. 17. Potato Digger.....	75	105	7 00	8 00

15—The Crop Makers

# Chattanooga Chilled Plows

## CONTRACTORS' PLOW




No. 81

Weight 220 pounds

Price with Wheel \$20.00

Heavy cast iron beam. Steel handles. Heavy steel bar point. For breaking up hard pan, gravel or Macadam. Use any number of horses.

## RAILROAD OR GRADERS' PLOW



No. 85

Weight 200 pounds

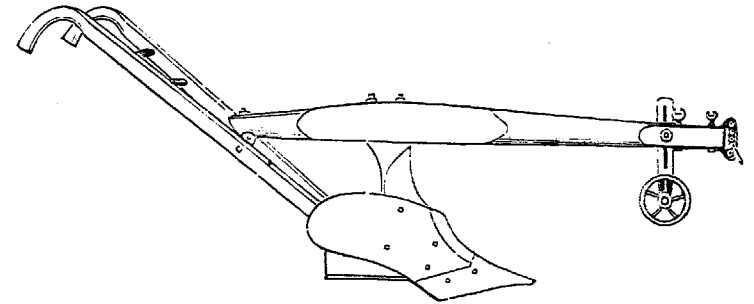
Price with Wheel \$25.00

Wood beam only. Chilled share and moldboard. Strong, heavy and durable. For use with four or more horses.

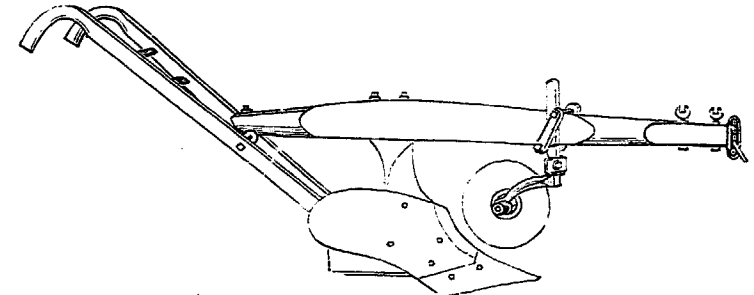
The Crop Makers—16

# Chattanooga Chilled Plows

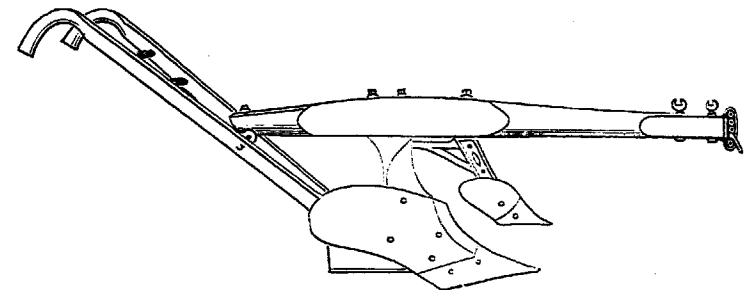
## ATTACHMENTS



**Wheels**—Have malleable arms and clamps. Fit any plow. Face of arms rounding with clamp hollowing, and slotted so that by moving clamp forward or back the wheel may be made to lead to right or left, to suit the set of beam. Points last longer when a wheel is used.



**Rolling Coulters**—Have malleable hangings and best quality steel blades. Fit any plow. For two-horse plow 12 or 13 inch diameter should be used.




**Jointers**—Have malleable standards and arms, and chilled moldboards and shares. Fit any plow. Same shares fit right and left hand.

17—The Crop Makers



# Chattanooga Double Shovel Plows

Steel Frame



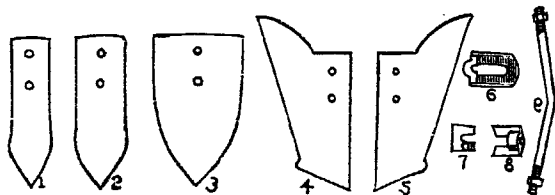
## A Double Shovel With Double Value

Why double value? Simply because of **superior material and construction.**

To those who know the **Chattanooga Double Shovel Plow** no argument is necessary. We are "lifting our hat" to the stranger to attract his attention. He wants what we have if he only knew we had it.

**READ THIS:** High Carbon Steel Blades fastened with two bolts. Steel Feet with **correct** bend so they don't need resetting before used. Width between blades adjustable.


The **best** material, fashioned and finished in the **best** way. That is all, and—**it is enough.**



- No. 1. Calf Tongue,  $\frac{1}{4} \times 2\frac{1}{2} \times 11$
- No. 2. Bull Tongue,  $\frac{1}{4} \times 3\frac{1}{2} \times 11$
- No. 3. Blade,  $\frac{1}{4} \times 6 \times 11$
- No. 4. Right Twister,  $\frac{1}{4} \times 3\frac{1}{2} \times 11$
- No. 5. Left Twister,  $\frac{1}{4} \times 3\frac{1}{2} \times 11$

- No. 6. Wedge
- No. 7. Round Spreader
- No. 8. Flat Spreader
- No. 9. Spreader Bolt

# Hamilton Combination Planter



*For Cotton, Corn and Peas. Made with or without Fertilizer Distributor*

We have no hesitancy in claiming the "Hamilton" to be the best combination planter ever made. It is as near perfect as a planter can be made. **It will pay for itself every season in the saving of seed, as none is wasted.** The "Hamilton" is guaranteed to plant perfectly corn, cotton, peas and sorghum. The change from planting one kind of seed to another is easily and quickly made. Corn or peas can be planted 6, 12, 18, 24 or 48 inches apart.


In planting cotton the flow of seed is regular, from one to two seed at a time. If the seed or grain is sound, a perfect stand is guaranteed; it does not crack or mash the seed. The feed is positive and regular, so there is no danger of skips. The depth of planting the seed may be regulated. This planter is made of best grade of steel.

**For Simplicity, Durability and Perfect Work there is no Planter that compares with the Hamilton.**

	Weight	Price
Planter.....	100	\$12 00
Planter with Fertilizer Attachment.....	110	15 00

# The Chattanooga-Hancock Single Disc Plow

For two or three horses.  
Draft lighter than any other Disc Plow.  
Turns corners either right or left.  
Low steel frame. Weight 600 pounds.



*Principle Right. Construction Right.  
Results Right.*

---

## What It Does

It **handles** more cubic inches of soil with less draft than any plow on earth.  
It **turns under** stalks, trash, and weeds completely.  
It **breaks up** "hard pan" and pulverizes the soil.  
It **leaves** the ground at bottom of furrow porous and natural.  
It **prepares** the soil to withstand either a wet or dry season.  
It **insures** better crops than any other method of plowing.


---

## What It Is

It is so simple in design, so few in parts and so perfect in construction that any one can operate it, and its durability beyond question.

# The Chattanooga-Hancock Double Disc Plow

For three or four horses.  
Draft lighter than any other Disc Plow.  
Turns corners either right or left.  
Low steel frame.  
Weight 725 pounds.



*Principle Right. Construction Right.  
Results Right.*

---

## What It Does

It **handles** more cubic inches of soil with less draft than any plow on earth.  
It **turns under** stalks, trash, and weeds completely.  
It **breaks up** "hard pan" and pulverizes the soil.  
It **leaves** the ground at bottom of furrow porous and natural.  
It **prepares** the soil to withstand either a wet or dry season.  
It **insures** better crops than any other method of plowing.


---

## What It Is

It is so simple in design, so few in parts and so perfect in construction, that any one can operate it, and its durability beyond question.

## The Chattanooga-Hancock Triple Disc Plow

For four horses.  
Draft lighter than any other Disc Plow.  
Turns corners either right or left.  
Low steel frame.  
Weight 825 pounds.



*Principle Right. Construction Right.  
Results Right.*

---

### What It Does


It **handles** more cubic inches of soil with less draft than any plow on earth  
It **turns under** stalks, trash, and weeds completely.  
It **breaks up** "hard pan" and pulverizes the soil.  
It **leaves** the ground at bottom of furrow porous and natural.  
It **prepares** the soil to withstand either a wet or dry season.  
It **insures** better crops than any other method of plowing.

---

### What It Is

It is so simple in design, so few in parts and so perfect in construction that any one can operate it, and its durability beyond question.

## The Chattanooga Reversible Disc Plow



*Plows "A Goin' and a Comin'."*

---

The "**Chattanooga**" is the only successful Reversible Disc Plow built. On steep hillside, where a team can walk and draw a plow, it works perfectly. The combination of features in **The Chattanooga Reversible** make it the most valuable of all **Disc Plows**. It can be used right or left hand, plowing around the land, or **Reversible**, throwing furrows all one way. Will plow between terraces **without leaving a water-furrow**.

---


### We Guarantee

Our  
Reversible  
Disc Plows  
to do  
Good Work

Not only in hard, dry and sticky ground, but to do good work in any fallow ground, either clean or trashy, on hillsides or level land; in short, to be good anywhere, at any time, when plowing can be done, except in sod land. We warrant against breakage for twelve months, caused by defects in material or workmanship.

# Chattanooga Cane Mills

Patent Improved Three-Roll  
Vertical Horse Power



*The Old Red Mill*


Ranging in size from light **one-horse to four-horse**.  
Correctly proportioned according to **mechanical principles**.  
Strong, light running, and the **finest finished** cane mills made.  
For all varieties of **sorghum** and **sugar cane**.

**We make more Cane Mills than any Factory in the World**

*The Crop Makers—26*

# Chattanooga Cane Mills

For Animal Power



*Export Mill*

- |                               |                                 |
|-------------------------------|---------------------------------|
| No. 22. Large One-Horse Mill. | No. 23. Medium Two-Horse Mill.  |
| No. 24. Large Two-Horse Mill. | No. 25. Medium Four-Horse Mill. |

**Highest Award World's Columbian Exposition**

*27—The Crop Makers*


# Chattanooga Cane Mills

## Chattanooga

Three-Roll  
Horse-Power

## Cane Mills

Flange Roll  
Detached and  
Clutch Gearing



### GOOD THINGS

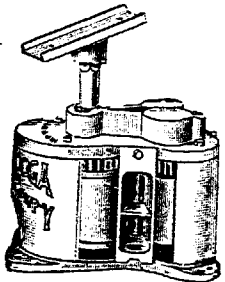
**Chattanooga Cane Mills** have rolls and gear wheels connected by solid clutches. Also flanges on the large roll that work both above and below the edges of the small roll, keeping the cane in place. (See cut above.)

**Chattanooga Cane Mills** have gear wheels cast **separate** from the rolls. When a cog wears out or breaks, a new gear wheel can be produced at little expense, even if sent by express. When gear wheels are cast solid with the roll, breakage means large expense. or long delay.

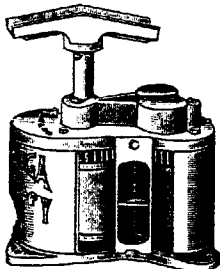
**Chattanooga Cane Mills** have the working parts enclosed so that a child can operate them safely.

**Chattanooga Cane Mills** have monkey wrench, oil can, bolts, and everything necessary to set them up, securely boxed and attached to mill.

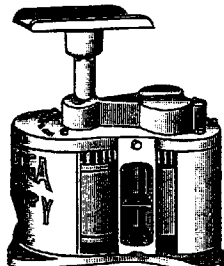
**Chattanooga Cane Mills** have sloping lever caps, which are the most simple and sensible. Either "straight" or "angle" caps will be furnished instead of sloping, if ordered that way. (See cuts below.)



Sloping Cap



Angle Cap



Straight Cap

# Chattanooga Cane Mills

### GOOD THINGS

**Chattanooga Cane Mills** demonstrate that a cane mill can be mechanically designed and constructed, and as well finished as other standard machinery.

**Chattanooga Cane Mills** have *steel shafts*, therefore they run with least friction.

**Chattanooga Cane Mills** have *steel set-screws* to adjust the rolls and regulate the pressure. They will not give way nor mash at ends.

**Chattanooga Cane Mills** have *steel bolts* which add strength and durability. They also have the nuts on top of mill instead of underneath, so that any part can be reached without lifting or moving the mill.

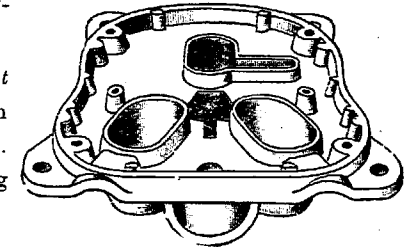
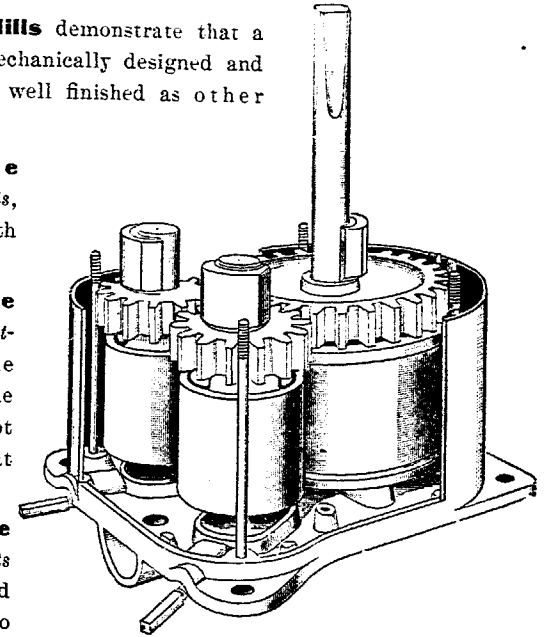
**Chattanooga Cane Mills** have *patent bottoms* which prevents juice from wasting or getting into oil boxes. There is ample room for removing cane chips and fibers.

**Chattanooga Cane Mills** have *open channels* leading into the lower oil boxes that will not clog. All parts of the mill can be oiled with a short-spout can.

**Chattanooga Cane Mills** have *reversible feed boxes* that will attach to either side of mill and require only a moment to change. Changing rests the stock and makes the mill run lighter and last longer.

**Chattanooga Cane Mills** have heavy *brass boxes* and *malleable iron guide knives* that will not break.


**Chattanooga Cane Mills** have rolls without "pin holes" that are *perfectly round and tight on shafts*.



# Chattanooga Cane Mills

## Chattanooga Three-Roll Cane Mills

For Steam Power



No. 72. Rolls 12 inches long, 6-horse power.  
No. 76. Rolls 24 inches long, 12-horse power.

# Chattanooga Cane Mills

For Steam Power

No. 72 and No. 76. Our Latest Design

All parts are on a single bed plate, so that they cannot get out of place and cause breakage or friction. The housings are same design as used in the largest Sugar-House Mills. The counter-gearing is at the end of the mill out of operator's way. All joints are planed. The rolls are turned true and are tight on shafts. Gear wheels are made from machine-cut metal patterns. Shafts, bolts and set-screws are steel. Boxes are Brass.


These mills geared for steam power can also be bolted to shafts driven by **Turbine Water Wheels.**

WATER WHEEL IRONS consist of 2 Flanges, 2 Boxes, 1 Pair Clutch Couplings, 1 Shaft, and 32 Bolts for arms.

Water Wheels of the following sizes will furnish about the right power for Chattanooga Cane Mill:

For No. 72 Cane Mill			For No. 76 Cane Mill		
WATER WHEEL			WATER WHEEL		
DIAMETER	FACE	REVOLUTIONS PER MINUTE	DIAMETER	FACE	REVOLUTIONS PER MINUTE
6 feet	6 feet	20	6 feet	12 feet	20
12 feet	3 feet	10	12 feet	6 feet	10
24 feet	1½ feet	5	24 feet	3 feet	5

UNDERSHOT OR BREAST WATER WHEELS should be twice the size of Overshot Water Wheels to give the same power.




Ready for Wood Frame

## Two Roll

Have steel shafts and chilled boxes. Gearing made from machine-cut patterns and cast separate from the rolls. Rolls and shafts are turned true. They have rolls 14 inches in diameter and 8 inches long, with all parts complete, ready for wood frame.

# Chattanooga Evaporators



## SELF-SKIMMING EVAPORATORS

Are made of heavy **cold rolled copper** or of **galvanized steel** made expressly for us. No solder is exposed to fire. The bars run **entirely** across and are bolted to the sides of the evaporator so that there can be no sagging in the center. They are **durable, cleanly, simple** and **effectual** in operation.


We recommend using same number evaporator as mill with Nos. 11, 12, 13 and 14 mills. If any variation is made from this rule, one number larger evaporator than the mill should be used.

We send extra sides to make evaporator deeper, and wood bars to set on top of any bar to divide evaporator into larger sections.

Where seams are necessary they are made double and at top of the bars.

No.	Size	Weight Steel	Weight Copper	Capacity Gallons Syrup per Day
11	44 x 63	60	70	25 to 35
12	44 x 72	70	80	35 to 50
13	44 x 90	80	100	50 to 75
14	44 x 108	100	120	65 to 100
15	44 x 126	120	140	80 to 125
16	44 x 144	150	175	100 to 175
18	44 x 180	175	200	125 to 200
72	60 x 180	250	300	200 to 250

# Chattanooga Evaporators



## STANDARD COOK PANS

We make six sizes of these popular evaporators in both galvanized steel and copper, and sell them by the running foot.

Order by **number** to avoid mistake.

	WIDTH	LENGTH
No. 2	42 inches	6 feet
No. 3	42 inches	7½ feet
No. 4	42 inches	9 feet
No. 5	42 inches	10½ feet
No. 6	42 inches	12 feet
No. 8	42 inches	15 feet

## Rocker Furnaces

We make rocker furnaces on order, but do not carry them in stock; the price is same as our regular furnaces.


# Chattanooga Furnaces



## PORTABLE STEEL FURNACES AND EVAPORATORS

Chattanooga furnaces are constructed of angle and sheet steel. They are very heavy and set squarely on legs. Broad bearings at the top allow the evaporator to rest evenly and prevents the fire from getting through and burning its sides.

We do not depend on sheet iron for strength of furnace. We depend on a frame made of angle steel, then add the strength of heavy sheet steel riveted on.

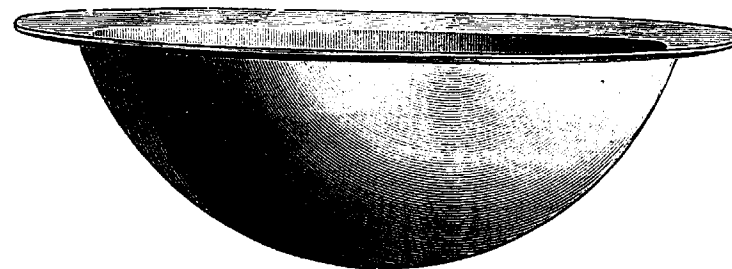


We make the **heaviest, strongest and most durable** portable furnace on the market.

An entire outfit may be loaded on a wagon and moved from place to place. Eight to thirty-two feet (according to size of furnace) of 12-inch pipe sent with each furnace. Legs are made truss form and will not bend or break. Front has a cast iron lining which keeps it from cracking.

Follow directions carefully for "setting up" and using portable furnaces.

# Chattanooga Kettles




## CAST IRON KETTLES

Our kettles are **heavy and smooth**. They hold the number of gallons represented.

SIZE	WEIGHT	DIAMETER	DEPTH	PRICE
20 gallons	85 pounds	37 inches	11 inches	\$ 4 00
25 gallons	105 pounds	38 inches	12 inches	5 00
30 gallons	135 pounds	40 inches	13 inches	6 00
35 gallons	180 pounds	41 inches	14 inches	7 00
40 gallons	185 pounds	42 inches	15 inches	8 00
50 gallons	205 pounds	48 inches	15 inches	10 00
60 gallons	280 pounds	51 inches	16 inches	12 00
80 gallons	385 pounds	56 inches	17 inches	16 00
100 gallons	500 pounds	61 inches	19 inches	20 00
150 gallons	800 pounds	67 inches	22 inches	40 00
200 gallons	1250 pounds	76 inches	24 inches	60 00

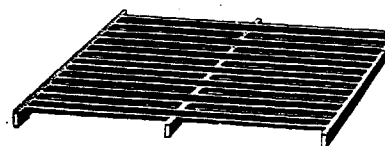
## Fittings for Brick and Stone Furnaces



Front and Door



Back Plate



Grate

	PRICE
Furnace front and door .....	\$4 00
Heavy furnace front and door.....	6 00
No. 72 heavy furnace front and door	8 00
Back plate, with collar for pipe....	2 50
Grate .....	3 00
6 heavy grate bars and bearing bar	8 00
9 heavy grate bars and bearing bar	12 00
Pipe, per joint, 10 or 12 inch.....	75
Skimmer.....	25
Saccharometer.....	75
Saccharometer tubes .....	50

Hose and pipe.....	Write for prices
Galvanized steel .....	" " "
Sheet copper.....	" " "
Copper nails.....	" " "
Copper rivets.....	" " "
Gallon measures .....	" " "
Dippers.....	" " "





# DIRECTIONS

For Setting **Chattanooga Evaporators  
Up and Using**  
and Furnaces

**Setting Portable Furnace.** Place the front toward the prevailing winds. Set flat stones in ground, level with the surface, for legs to rest on. Set level. Line the sides and bottom with brick or stone and mortar or clay. Let top edge of lining be the width of a brick. Dig an ash pit under the grate and fill with water so that fire dropping from the grate will be extinguished. Set the grate in its place with **hollows up**, and fill the hollows with clay.

**Building Brick or Stone Furnaces.** Lay the foundation 42 inches wide for 44-inch evaporator, and 54 inches wide for 60-inch evaporator, and as long as necessary for the evaporator and the chimney. Start the walls at the bottom of the furnace 12 inches thick, leaving a space for the ash pit 18 inches wide. Build these 12-inch walls, also a cross wall to support the back end of grate 16 inches high. Set grate and furnace front. Above grate draw outside and inside to 4 inches wide at top.

Place evaporator on furnace, with finishing end next chimney, wedge it up until water shows it level. Remove evaporator and spread mortar on furnace, level with the top of wedges, then set the evaporator permanently. Be careful that fire can not get between the top of the furnace and evaporator. It will burn the sides of evaporator.

Before commencing syrup making, provide good wood—not over three feet long—a supply of water, a juice tank and cooler for syrup and plug for finishing outlet. For large evaporators, troughs or pipes for conveying the juice to tanks will save labor. Put enough water in evaporator to cover bottom and prevent burning. Start fire and when water boils partially open faucet of tank and plug at outlet, and let the juice slowly follow the water through the sections. Regulate the flow so that the syrup is finished when it arrives at the outlet. **A continuous process is always the aim.**

The juice should be kept below the tops of the bars in the front end, and as shallow as possible at the finishing end. As the juice boils the **foam** may rise so as to cover the bars, but the mass of liquid will continue its flow through its sections. If a regular heat is kept up and the flow of the juice is regulated, no change of faucet or plug need be made, and the syrup will flow uniformly at any density desired.

If heat is irregular, use plugs in the cups to regulate the flow of the juice. Be careful not to change the plugs in the cups suddenly, nor allow any part of the evaporator bottom to become dry, and guard against flooding in any of the departments, as it causes a mixture of juices and requires a longer exposure to heat, rendering the syrup dark in color.

A shallow body of juice, with a high heat, insures the greatest speed and purest syrup. The scum should be taken off only as it collects at the sides of the evaporator. Wind blowing on the evaporator retards evaporation. Clean tubs and skimmers, and renew straw in the juice tank every evening.

When quitting work let water follow the juice until all the latter is reduced to syrup, then wash evaporator and leave full of water.

To insure success, follow the above rules.